

SPIRE GLOBAL PRIVATE REAL ESTATE
**SPIRE USA ROC SENIORS HOUSING AND
 MEDICAL PROPERTIES FUND II (AUD)**
 MONTHLY FACTSHEET – AUGUST 2019



MONTHLY UPDATE

Positively affecting the unit price during the month of August was the net 1.29% increase across the portfolio in the total book value of Bridge Seniors II Investment assets recorded for Q2. Also positively affecting the unit price during the month of August was the 2.25% decrease in the value of the Australian dollar against the USD dollar from US\$0.6893 to US\$0.6738. The Fund does not hedge currency exposure.

The Unit Price reflects the Q2 Underlying Fund Net Asset Values as at 30 June 2019.

PERFORMANCE (NET OF FEES)

Ordinary Unit Class as at 31 August 2019
 Based upon underlying fund data as at 31 March 2019

1 month	3 months	6 months	1 year	3 years (p.a)	Inception (p.a)
3.03%	3.47%	4.49%	6.27%	N/A	2.41%

Unit Price as at 31 August 2019	
Unit price (excluding FITOs)	\$1.3923
Est. FITOs	\$0.0000
Unit price plus est. FITOs	\$1.3923

Asset Allocation as at 31 August 2019	
Cash AUD	0.73%
Cash USD	42.99%
Investments USD	56.28%

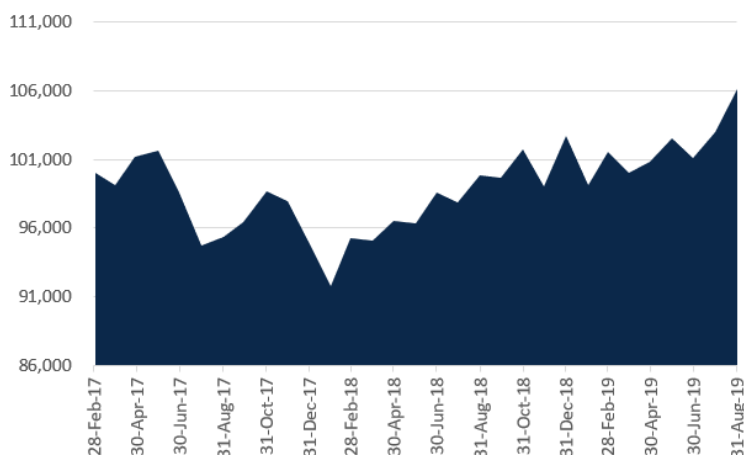
RETURNS INCLUDING FITOs* (NET OF FEES)

Since Inception Annualised (p.a)	Net excluding FITOs	Net including FITOs
30 June 2019	0.48%	0.53%
30 June 2018	1.13%	1.17%

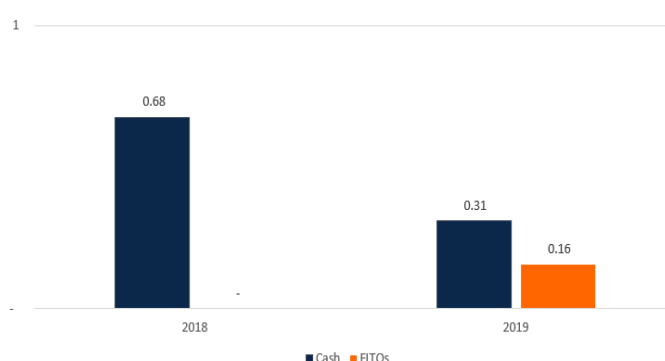
*Foreign Income Tax Offsets

Monthly Unit Price Movement Breakdown	
Underlying investments (incl. cash and distributions)	0.85%
Foreign exchange	2.25%
Fees and expenses	-0.07%
Total Movement	3.03%

GROWTH OF AUD 100,000 INVESTMENT*



DISTRIBUTION CPU



Past performance is not an indicator of future performance

Performance and Growth table and chart are based on an investment made at the Fund's first issuance of units in 3rd March 2017 at \$1.3220 per unit and includes Unit Price growth from commencement of NAV based unit pricing following completion of capital raising in November 2017. Unit Price and performance do not include the value of Foreign Income Tax Offsets (FITOs) which have been distributed in addition to cash. Individual investor performance will vary according to the Application Price at which they were issued Units in the Fund, which in turn was based upon the AUD / USD exchange rate applicable on the day that an investment is accepted.

FUND DETAILS

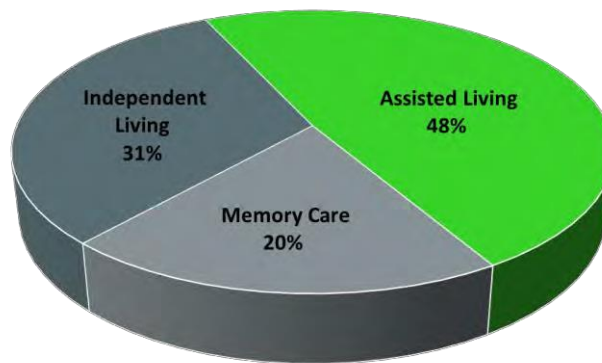
Fund Size (AUDm):	\$70.40m
APIR Code:	ETL1507AU
Commencement:	17 February 2017
Zenith Research Rating:	Recommended (Original rating, now lapsed as closed)
Unit Price:	\$1.3923
Distribution Frequency:	Annually as at 30 June
Application Status:	CLOSED

Fund Manager:	Spire Capital Pty Limited
Investment Manager:	Bridge Investment Group, LLC
Responsible Entity:	Equity Trustees Limited
Base Management Fee:	0.60% p.a. x NAV
Underlying Fees:	2% of committed equity
Underlying Performance Fee:	20% of realised profits after an 8% preferred return is paid to Limited Partners.
Liquidity:	Nil - Closed-ended fund

REGIONAL BREAKDOWN*



ASSET TYPE*



*Underlying Fund investments by Equity invested as at 30 June 2019

OVERVIEW

The Fund was established in 2017 and acts as an unhedged Australian feeder fund into the assets of Bridge Seniors Housing & Medical Properties Fund II LP (“Bridge Seniors II”). Bridge Seniors II is a US\$1.05 billion (equity) “buy, fix, sell” private equity real estate fund, investing in value-add US seniors housing and medical properties. The Fund has a US\$49.5 million capital commitment to Bridge Seniors II, of which 58.4% has now been called and invested. The Fund owns a 4.71% share of a diversified current portfolio of 38 separate seniors housing assets located across 14 US states, providing a total of 4,600 seniors housing units. Bridge Seniors II’s Investment Period will run until January 2020, during which the investment portfolio will continue to be aggregated. After this date Bridge Seniors II’s Harvest Period will commence, during which portfolio assets will be sold, most likely via a portfolio sale, when the portfolio has been stabilised and value has been maximised.

Bridge Investment Group (“Bridge”) is the US based Investment Manager of the Fund. Bridge is a specialist US real estate and real estate funds manager with over US\$18 billion in assets under management. Bridge is headquartered in Salt Lake City, Utah, with offices in New York, San Francisco and Orlando. Over the last 25 years Bridge has invested, managed and sold several billion dollars of property assets across all segments of the market. Bridge has a strong operating and property management platform, comprising over 2,600 management, leasing and facilities employees across the states in which assets are owned.

SPIRE FUNDS CURRENTLY OPEN FOR INVESTMENT:

Spire USA Multifamily Fund IV (AUD)

AVAILABLE TO WHOLESALE INVESTORS ONLY

Fact Sheet ([click to download](#))

Zenith Research Report: "Recommended" ([click to download](#))

Term Sheet ([click to download](#))

Information Memorandum ([click to download](#))

Interactive Application Form ([click to download](#))

CLOSE DATE: 30 September 2019 (subject to allocation)

For further information please contact either Dale Holmes on 0401 146 106, Stuart Haigh on 0413 750 521 or Chris Niall on 0419 011 628.

CONTACT US

For further information please:

Call us on: +61 2 9047 8800

Email us at: info@spirecapital.com.au

Visit our website: www.spirecapital.com.au

Important Information

"Equity Trustees Limited ("Equity Trustees"), ABN 46 004 031 298 and Australian Financial Services Licence Number 240975, is the Responsible Entity of the Spire USA ROC Seniors Housing and Medical Properties Fund II (Fund). Equity Trustees is a subsidiary of EQT Holdings Limited (ABN 22607 797615), a publicly listed company on the Australian Securities Exchange (ASX:EQT). Spire Capital Pty Ltd ("Spire") ABN 21 141 096 120 and (wholesale) Australian Financial Services Licence Number 344365 is the Fund Manager of the Fund. This Monthly Update has been prepared by Spire for general information purposes only. It does not contain investment recommendations nor provide investment advice. Neither Equity Trustees nor Spire nor their related entities, directors or officers guarantees the performance of, or the repayment of capital or income invested in the Fund or the accuracy of information in this document and accepts no liability to any person who relies on it. Past performance is not necessarily indicative of future performance. Professional investment advice can help you determine your tolerance to risk as well as your need to attain a particular return on your investment. In preparing this information, we did not take into account the investment objectives, financial situation or particular needs of any particular person. You should not act in reliance of the information of this Monthly Update. We strongly encourage you to obtain detailed professional advice and read the relevant product disclosure statement in full before making an investment decision. Applications for an investment can only be made on an application form accompanying a current Product Disclosure Statement ("PDS")."