

MONTHLY UPDATE

Negatively affecting the unit price during the month of October was the 2.15% increase in the value of the Australian dollar against the USD dollar from US\$0.6745 to US\$0.6890. The Fund does not hedge currency exposure. Also negatively affecting the unit price is the receipt of distribution income where foreign income tax credits are not included in the unit price however will be included as part of the annual distribution.

The Unit Price reflects the Q2 Underlying Fund Net Asset Values as at 30 June 2019.

PERFORMANCE (NET OF FEES)

Ordinary Unit Class as at 31 October 2019
 Based upon underlying fund data as at 30 June 2019

1 month	3 months	1 year	3 years (p.a)	5 years (p.a)	Inception (p.a)
-2.22%	4.29%	14.74%	10.37%	N/A	9.38%

Unit Price as at 31 October 2019	
Unit price (excluding FITOs)	\$0.9851
Est. FITOs	\$0.0017
Unit price plus est. FITOs	\$0.9868

Asset Allocation as at 31 October 2019	
Cash AUD	0.81%
Cash USD	23.06%
Investments USD	76.13%

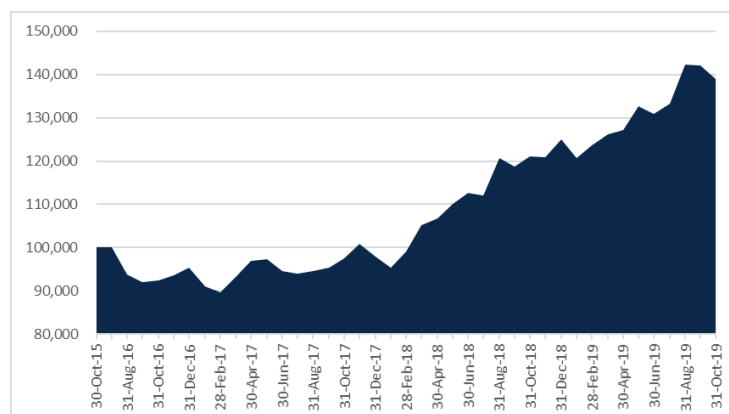
RETURNS INCLUDING FITOs* (NET OF FEES)

Since Inception Annualised (p.a)	Net excluding FITOs	Net including FITOs
30 June 2019	8.43%	8.85%
30 June 2018	5.28%	5.28%
30 June 2017	-4.15%	-4.15%

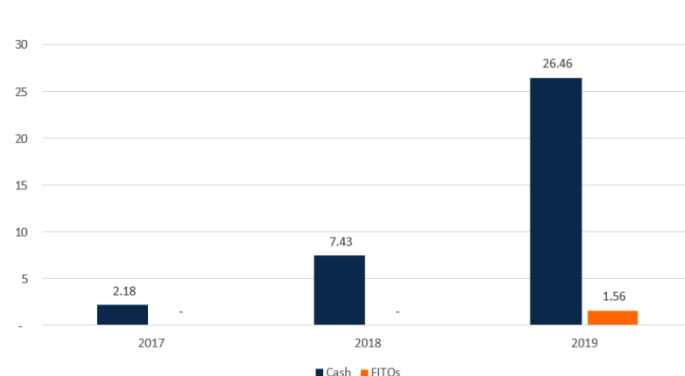
*Foreign income tax offsets

Monthly Unit Price Movement Breakdown	
Underlying investments (incl. cash and distributions)	-0.08%
Foreign exchange	-2.08%
Fees and expenses	-0.06%
Total Movement	-2.22%

GROWTH OF AUD 100,000 INVESTMENT*



DISTRIBUTION CPU



Past performance is not an indicator of future performance

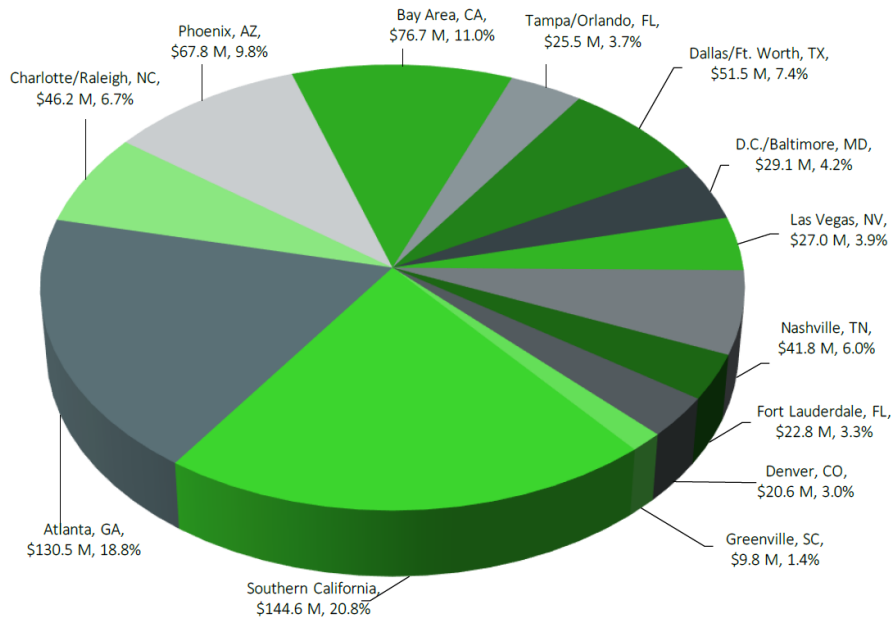
Performance and Growth table and chart are based on an investment made at the Fund's first issuance of units in March 2016 at \$1.00 per unit and includes Unit Price growth from commencement of NAV based unit pricing following completion of capital raising in August 2016. Unit Price and performance do not include the value of Foreign Income Tax Offsets (FITOs) which have been accrued. Individual investor performance will vary according to the Issue Price at which they were issued Units in the Fund, which in turn was based upon the AUD / USD exchange rate applicable in the month in which an investment was made.

FUND DETAILS

Fund Size (AUDm):	\$74.77m
APIR Code:	ETL0460AU
Commencement:	18 March 2016
Zenith Research Rating:	Highly Recommended (Original rating, now lapsed as closed)
Unit Price:	\$0.9851
Distribution Frequency:	Annually as at 30 June
Application Status:	CLOSED

Fund Manager:	Spire Capital Pty Limited
Investment Manager:	Bridge Investment Group, LLC
Responsible Entity:	Equity Trustees Limited
Base Management Fee:	0.58% p.a. x NAV
Underlying Fees:	2% of committed equity
Underlying Performance Fee:	20% of realised profits after an 8% preferred return is paid to Limited Partners.
Liquidity:	Nil - Closed-ended fund

REGIONAL BREAKDOWN*



*Underlying Fund investments by Equity invested as at 30 June 2019

OVERVIEW

The Fund was established in 2016 and acts as an unhedged Australian feeder fund into the assets of Bridge Multifamily & Commercial Office Fund III, LP (“BMF III”). BMF III is a US\$1.1 billion (committed equity) value-add “buy, fix, sell” private equity real estate fund, investing in value-add US multifamily apartment communities and office buildings. The Fund has made a US\$53 million capital commitment to BMF III, which represents approximately 4.81% of BMF III’s total committed capital. To date approximately 93% of committed capital has been deployed or allocated to 62 value-add multifamily and commercial office assets located throughout the USA, at gross aggregate purchase price of circa US\$3.28 billion (including Joint Venture partnerships). BMF III’s Investment Period expired in January 2018, and the fund is now in its Harvest Period, during which assets will be sold as they are stabilised and value has been maximised.

Bridge Investment Group (“Bridge”) is the US based Investment Manager of the Fund. Bridge is a specialist US real estate and real estate funds manager with over US\$18 billion in assets under management. Bridge is headquartered in Salt Lake City, Utah, with offices in New York, San Francisco and Orlando. Over the last 25 years Bridge has invested, managed and sold several billion dollars of property assets across all segments of the market. Bridge has a strong operating and property management platform, comprising over 2,600 management, leasing and facilities employees across the states in which assets are owned.

CONTACT US
 For further information please:

Call us on: +61 2 9047 8800

Email us at: info@spirecapital.com.au

Visit our website: www.spirecapital.com.au

Important Information
 “Equity Trustees Limited (“Equity Trustees”), ABN 46 004 031 298 and Australian Financial Services Licence Number 240975, is the Responsible Entity of the Spire USA ROC III Fund (AUD) (Fund). Equity Trustees is a subsidiary of EQT Holdings Limited (ABN 22607 797615), a publicly listed company on the Australian Securities Exchange (ASX:EQT). Spire Capital Pty Ltd (“Spire”) ABN 21 141 096 120 and (wholesale) Australian Financial Services Licence Number 344365 is the Fund Manager of the Fund. This Monthly Update has been prepared by Spire for general information purposes only. It does not contain investment recommendations nor provide investment advice. Neither Equity Trustees nor Spire nor their related entities, directors or officers guarantees the performance of, or the repayment of capital or income invested in the Fund or the accuracy of information in this document and accepts no liability to any person who relies on it. Past performance is not necessarily indicative of future performance. Professional investment advice can help you determine your tolerance to risk as well as your need to attain a particular return on your investment. In preparing this information, we did not take into account the investment objectives, financial situation or particular needs of any particular person. You should not act in reliance of the information of this Monthly Update. We strongly encourage you to obtain detailed professional advice and read the relevant product disclosure statement in full before making an investment decision. Applications for an investment can only be made on an application form accompanying a current Product Disclosure Statement (“PDS”).”