

Monthly Update

Negatively affecting the unit price during the month of December was the 4.72% increase in the value of the Australian dollar against the USD dollar from US\$0.7369 to US\$0.7717. The Fund does not hedge currency exposure.

The Unit Price reflects the Q3 Underlying Fund Net Asset Values as at 30 September 2020.

Performance (Net of Fees)*

Ordinary Unit Class as at 31 December 2020

Based upon underlying fund data as at 30 September 2020

1 month	3 months	6 months	1 year	3 years (p.a)	Inception (p.a)
-4.56%	-2.24%	0.41%	5.27%	15.35%	8.77%

Unit Price as at 31 December 2020	
Unit price (excluding FITOs)	\$0.7765
Est. FITOs	\$0.0015
Unit price plus est. FITOs	\$0.7780

Asset Allocation as at 31 December 2020	
Cash AUD	19.90%
Cash USD	5.30%
Investments USD	74.80%

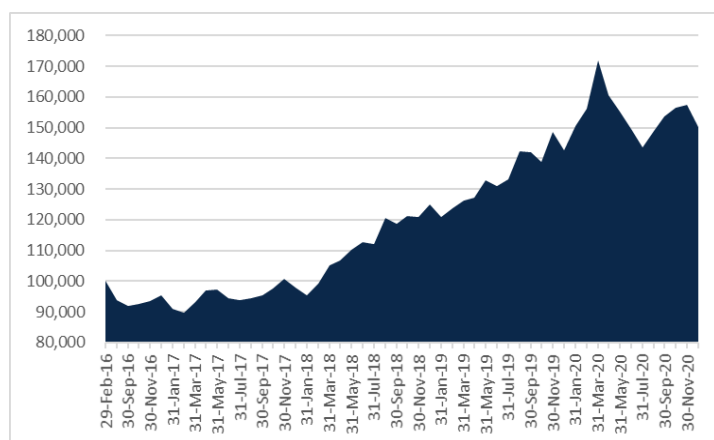
Returns including FITOs** (Net of Fees)

Since Inception Annualised (p.a)	Net excluding FITOs	Net including FITOs
30 June 2020	9.74%	10.86%
30 June 2019	8.43%	8.85%
30 June 2018	5.28%	5.28%

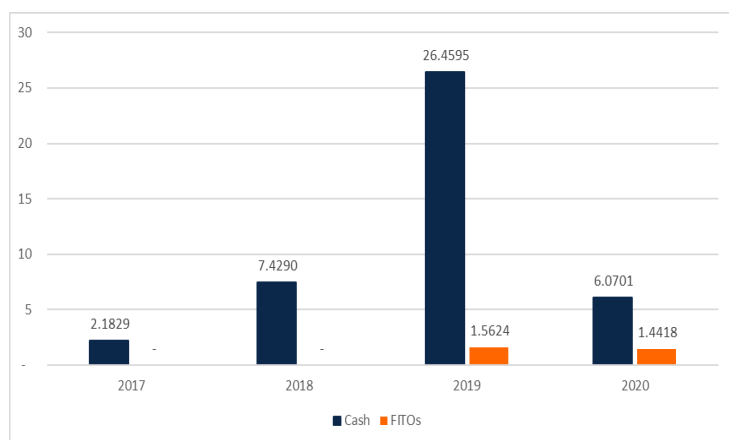
**Foreign income tax offsets

Monthly Unit Price Movement Breakdown	
Underlying investments (incl. cash and distributions)	0.00%
Foreign exchange	-4.50%
Fees and expenses	-0.06%
Total Movement	-4.56%

Growth of AU\$100,000 Investment*



Distribution CPU



*Past performance is not an indicator of future performance.

Performance and Growth table and chart are based on an investment made at the Fund's first issuance of units in March 2016 at \$1.00 per unit and includes Unit Price growth from commencement of NAV based unit pricing following completion of capital raising in August 2016. Unit Price and performance do not include the value of Foreign Income Tax Offsets (FITOs) which have been accrued. Individual investor performance will vary according to the Issue Price at which they were issued Units in the Fund, which in turn was based upon the AUD / USD exchange rate applicable in the month in which an investment was made.

Fund Details

Fund Size (AUDm):	\$58.94m
Unit Price:	\$0.7765
APIR Code:	ETL0460AU
Commencement:	18 March 2016
Application Status:	CLOSED
Liquidity:	Nil - Closed-ended fund
Distribution Frequency:	Semi-annually 31 Dec and 30 June

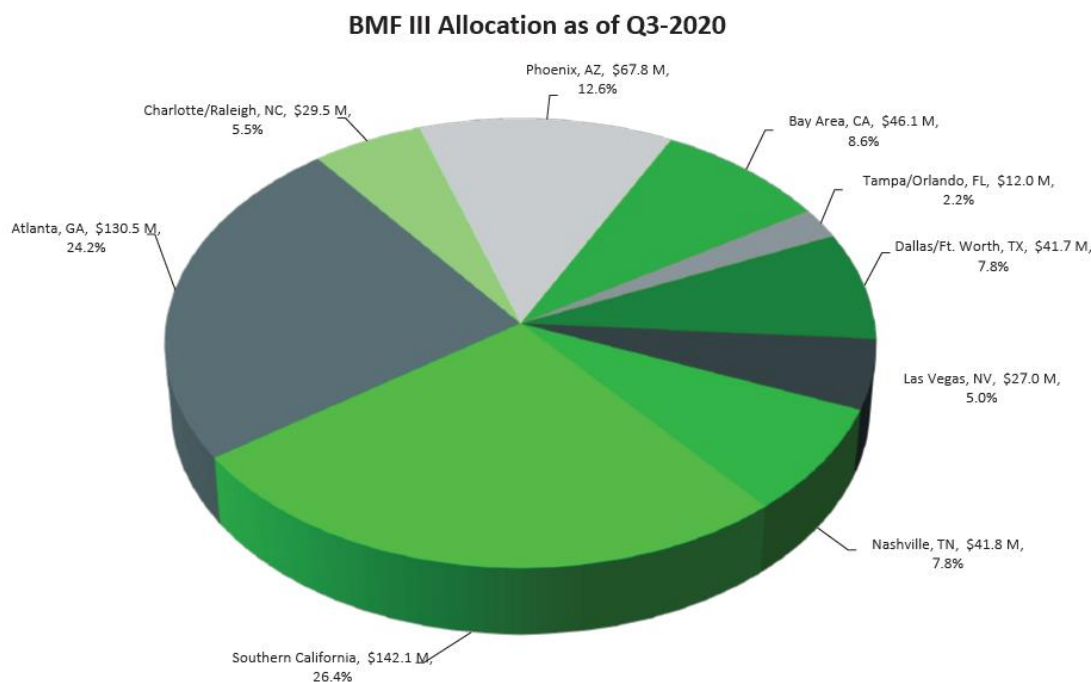
Fund Manager:	Spire Capital Pty Limited
Investment Manager:	Bridge Investment Group, LLC
Trustee:	Spire Capital Pty Limited
Base Management Fee:	0.58% p.a. x NAV
Underlying Fees:	2% of committed equity
Underlying Performance Fee:	20% of realised profits after an 8% preferred return is paid to Limited Partners.
Zenith Research Rating:	Highly Recommended (Original rating, now lapsed as closed)

Fund Overview

The Fund was established in 2016 and acts as an unhedged Australian feeder fund into the assets of Bridge Multifamily & Commercial Office Fund III, LP (“BMF III”). BMF III is a US\$1.1 billion (committed equity) value-add “buy, fix, sell” private equity real estate fund, investing in value-add US multifamily apartment communities and office buildings. The Fund has made a US\$53 million capital commitment to BMF III, which represents approximately 4.47% of BMF III’s total committed capital. To date approximately 94.3% of committed capital has been deployed or allocated to 62 value-add multifamily and commercial office assets located throughout the USA, at gross aggregate purchase price of circa US\$3.28 billion (including Joint Venture partnerships). BMF III’s Investment Period expired in January 2018, and the fund is now in its Harvest Period, during which assets will be sold as they are stabilised and value has been maximised.

Bridge’s subsidiary fund management companies are registered investment advisers with approximately \$20.2 billion of AUM. The principals of Bridge have been investing in real estate for 27 years and have experienced success in the multifamily, commercial office, seniors housing and CRE-backed fixed-income sectors. Bridge’s subsidiaries manage private equity funds, separately managed accounts, co-investments, and joint ventures. A vertically integrated real estate platform, Bridge and its affiliates employ over 4,000 people across 23 states and 50 metropolitan statistical areas. In 2020, Bridge was again named a Top 50 Private Equity Real Estate firm by PERE, a leading industry publication, moving up to #17 in the rankings. Bridge and its affiliates manage approximately 40,000 multifamily housing units, 12,500 senior housing units and about 14.4 million square feet of commercial office space.

Regional Breakdown*



*Underlying Fund investments by Equity invested as at 30 September 2020

Contact our team

Operations - operations@spirecapital.com.au or call us on 02 9047 8800



Leakena Taing
Head of Operations

Email leakena.taing@spirecapital.com.au
Phone (+61) 2 9047 8803
Mobile (+61) 424 430 044



Suzette Tenedora
Office and Operations Administrator

Email suzette.tenedora@spirecapital.com.au
Phone (+61) 2 9047 8804
Mobile (+61) 450 119 320

Investor relations



Dale Holmes
Director

Email dale.holmes@spirecapital.com.au
Phone (+61) 2 9047 8802
Mobile (+61) 401 146 106



Chris Niall
Senior Manager - Investor Relations

Email chris.niall@spirecapital.com.au
Mobile (+61) 419 011 628



Stuart Haigh
Director

Email stuart.haigh@spirecapital.com.au
Phone (+61) 2 9047 8807
Mobile (+61) 413 750 521



Thomas Ryan
Investment Associate

Email thomas.ryan@spirecapital.com.au
Phone (+61) 2 9047 8808
Mobile (+61) 403 405 537

Important Information

"Equity Trustees Limited ("Equity Trustees"), ABN 46 004 031 298 and Australian Financial Services Licence Number 240975, is the Responsible Entity of the Spire USA ROC III Fund (AUD) (Fund). Equity Trustees is a subsidiary of EQT Holdings Limited (ABN 22607 797615), a publicly listed company on the Australian Securities Exchange (ASX:EQT). Spire Capital Pty Ltd ("Spire") ABN 21 141 096 120 and (wholesale) Australian Financial Services Licence Number 344365 is the Fund Manager of the Fund. This Monthly Update has been prepared by Spire for general information purposes only. It does not contain investment recommendations nor provide investment advice. Neither Equity Trustees nor Spire nor their related entities, directors or officers guarantees the performance of, or the repayment of capital or income invested in the Fund or the accuracy of information in this document and accepts no liability to any person who relies on it. Past performance is not necessarily indicative of future performance. Professional investment advice can help you determine your tolerance to risk as well as your need to attain a particular return on your investment. In preparing this information, we did not take into account the investment objectives, financial situation or particular needs of any particular person. You should not act in reliance of the information of this Monthly Update. We strongly encourage you to obtain detailed professional advice and read the relevant product disclosure statement in full before making an investment decision. Applications for an investment can only be made on an application form accompanying a current Product Disclosure Statement ("PDS")."