

Monthly Update

Positively affecting the unit price during the month of June was the 3.01% decrease in the value of the Australian dollar against the US dollar from US\$0.7741 to US\$0.7508. The Fund does not hedge currency exposure.

The Unit Price reflects the Q1 Underlying Fund Net Asset Values as at 31 March 2021.

The Fund will be making an annual cash distribution of 16.4332 cents per unit.

Performance (Net of Fees)

Ordinary Unit Class as at 30 June 2021

Based upon underlying fund data as at 31 March 2021

1 month	3 months	6 months	1 year	3 years (p.a)	Inception (p.a)
2.83%	9.29%	13.43%	13.90%	14.75%	10.51%

Unit Price as at 30 June 2021	
Unit price (excluding FITOs)	\$0.7128
FITOs	\$0.0227
Unit price plus FITOs	\$0.7355

Asset Allocation as at 30 June 2021	
Cash AUD	23.94%
Cash USD	4.16%
Investments USD	71.90%

Returns including FITOs* (Net of Fees)

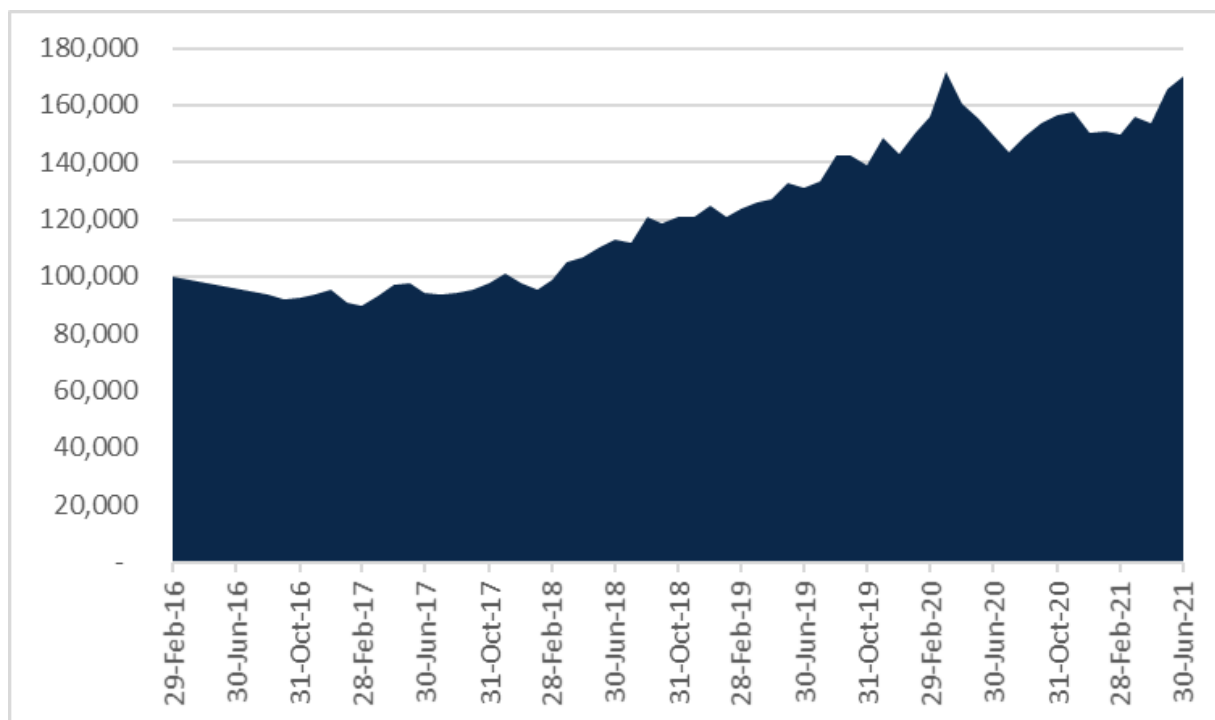
Since Inception Annualised (p.a)	Net excluding FITOs	Net including FITOs
30 June 2021	10.51%	12.22%
30 June 2020	9.74%	10.86%
30 June 2019	8.43%	8.85%

Unit Price as at 30 June 2021	
Unit price CUM	\$0.7128
Cash Distribution	\$0.1643
Unit price EX	\$0.5484

Monthly Unit Price Movement Breakdown	
Underlying investments (incl. cash and distributions)	0.00%
Foreign exchange	2.89%
Fees and expenses	-0.06%
Total Movement	2.83%

*Foreign income tax offsets

Growth of AU\$100,000 Investment*



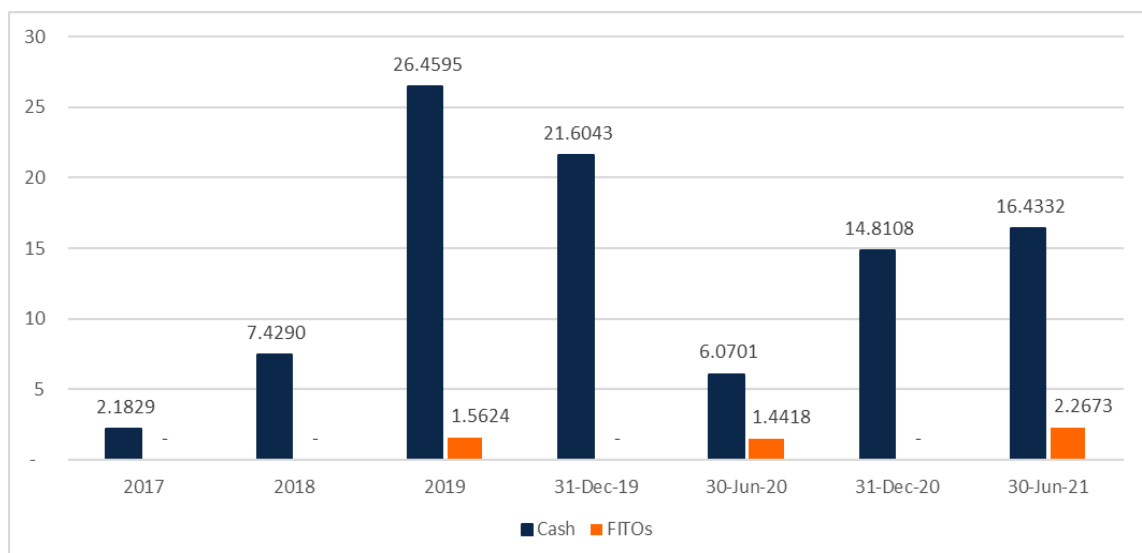
Past performance is not an indicator of future performance.

*Performance and Growth table and chart are based on an investment made at the Fund's first issuance of units in March 2016 at \$1.00 per unit and includes Unit Price growth from commencement of NAV based unit pricing following completion of capital raising in August 2016. Unit Price and performance do not include the value of Foreign Income Tax Offsets (FITOs) which have been accrued. Individual investor performance will vary according to the Issue Price at which they were issued Units in the Fund, which in turn was based upon the AUD / USD exchange rate applicable in the month in which an investment was made.

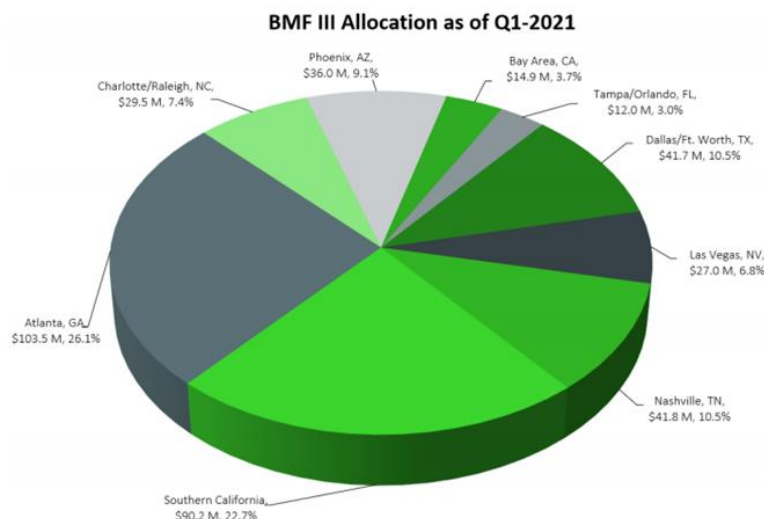
Fund Details

Fund Size (AUDm):	\$54.10m	Fund Manager:	Spire Capital Pty Limited
Unit Price:	\$0.7128 (CUM)	Investment Manager:	Bridge Investment Group, LLC
APIR Code:	ETL0460AU	Trustee:	Spire Capital Pty Limited
Commencement:	18 March 2016	Base Management Fee:	0.58% p.a. x NAV
Application Status:	CLOSED	Underlying Fees:	2% of committed equity
Liquidity:	Nil - Closed-ended fund	Underlying Performance Fee:	20% of realised profits after an 8% preferred return is paid to Limited Partners.
Distribution Frequency:	Semi-annually 31 Dec and 30 June	Zenith Research Rating:	Highly Recommended (Original rating, now lapsed as closed)

Distribution CPU



Regional Breakdown*



*Underlying Fund investments by Equity invested as at 31 March 2021

Fund Overview

The Fund was established in 2016 and acts as an unhedged Australian feeder fund into the assets of Bridge Multifamily & Commercial Office Fund III, LP ("BMF III"). BMF III is a US\$1.1 billion (committed equity) value-add "buy, fix, sell" private equity real estate fund, investing in value-add US multifamily apartment communities and office buildings. The Fund has made a US\$53 million capital commitment to BMF III, which represents approximately 4.47% of BMF III's total committed capital. To date approximately 95.32% of committed capital has been deployed or allocated to 62 value-add multifamily and commercial office assets located throughout the USA, at gross aggregate purchase price of circa US\$3.29 billion (including Joint Venture partnerships). BMF III's Investment Period expired in January 2018, and the fund is now in its Harvest Period, during which assets will be sold as they are stabilised and value has been maximised.

Bridge's subsidiary fund management companies are registered investment advisers with approximately \$25 billion of AUM. The principals of Bridge have been investing in real estate for 27 years and have experienced success in the multifamily, commercial office, seniors housing and CRE-backed fixed-income sectors. Bridge's subsidiaries manage private equity funds, separately managed accounts, co-investments, and joint ventures. A vertically integrated real estate platform, Bridge and its affiliates employ over 4,000 people across 23 states and 50 metropolitan statistical areas. In 2020, Bridge was again named a Top 50 Private Equity Real Estate firm by PERE, a leading industry publication, moving up to #17 in the rankings. Bridge and its affiliates manage approximately 40,000 multifamily housing units, 12,500 senior housing units and about 14.4 million square feet of commercial office space

Contact our team

Operations - operations@spirecapital.com.au or call us on 02 9047 8800



Leakena Taing
Head of Operations

Email leakena.taing@spirecapital.com.au
Phone (+61) 2 9047 8803
Mobile (+61) 424 430 044



Suzette Tenedora
Senior Operations Officer

Email suzette.tenedora@spirecapital.com.au
Phone (+61) 2 9047 8804
Mobile (+61) 450 119 320

Investor relations



Dale Holmes
Director

Email dale.holmes@spirecapital.com.au
Phone (+61) 2 9047 8802
Mobile (+61) 401 146 106



Chris Niall
Senior Manager - Investor Relations

Email chris.niall@spirecapital.com.au
Mobile (+61) 419 011 628



Stuart Haigh
Director

Email stuart.haigh@spirecapital.com.au
Phone (+61) 2 9047 8807
Mobile (+61) 413 750 521

Important Information

"Equity Trustees Limited ("Equity Trustees") ABN 46 004 031 298 | AFSL 240975, is the Responsible Entity for the Spire USA ROC III Fund (AUD) (the Fund). Equity Trustees is a subsidiary of EQT Holdings Limited (ABN 22 607 797 615), a publicly listed company on the Australian Securities Exchange (ASX: EQT). This document has been prepared by Spire Capital Pty Ltd ("Spire") ABN 21 141 096 120, AFSL 344365, the investment manager for the Fund, to provide you with general information only. In preparing this document, Spire did not take into account the investment objectives, financial situation or particular needs of any particular person. It is not intended to take the place of professional advice and you should not take action on specific issues in reliance on this information. Neither Spire, Equity Trustees nor any of their related parties, their employees or directors, provide any warranty of accuracy or reliability in relation to such information or accepts any liability to any person who relies on it. Past performance should not be taken as an indicator of future performance. You should consider the Product Disclosure Statement ("PDS") before making a decision about whether to invest in this product."